

# METESIA

PRODUCT CATALOGUE

2022





S  
T  
N  
E  
T  
N  
O  
C

<b>THE COMPANY</b>	<b>p 02</b>
<b>THE ETESIA BENEFITS</b>	<b>p 03</b>
<b>THE ETESIA INNOVATIONS</b>	<b>p 04 - 05</b>
<b>RIDE-ON MOWERS HYDRO 124D RANGE</b>	<b>p 06 - 11</b>
Hydro 124D	<b>p 08 - 09</b>
Accessories Hydro 124D range	<b>p 10 - 11</b>
<b>RIDE-ON MOWERS BUFFALO RANGE</b>	<b>p 12 - 19</b>
Buffalo 124 cm	<b>p 14 - 15</b>
Buffalo 100 cm	<b>p 16 - 17</b>
Accessories Buffalo range	<b>p 18 - 19</b>
<b>RIDE-ON MOWERS HYDRO 100 III &amp; MK124</b>	<b>p 20 - 23</b>
Hydro 100 III	<b>p 22 - 23</b>
Accessories Hydro 100 III & MK124	<b>p 21</b>
<b>RIDE-ON MOWERS BAHIA - HYDRO 80 RANGE</b>	<b>p 24 - 37</b>
Bahia Petrol	<b>p 26 - 27</b>
Bahia Electric M2E	<b>p 28 - 29</b>
Bahia MKM	<b>p 30 - 31</b>
Hydro 80 <b>NEW</b>	<b>p 32 - 33</b>
Hydro 80 e-connect	<b>p 34 - 35</b>
Accessories Bahia - Hydro 80 range	<b>p 36 - 37</b>
<b>PROFESSIONAL PEDESTRIAN MOWER RANGE</b>	<b>p 38 - 51</b>
Pro 53	<b>p 40 - 41</b>
Pro 51	<b>p 42 - 43</b>
Pro 46 Evolution	<b>p 44 - 45</b>
Pro 46 The original	<b>p 46 - 47</b>
Duocut 46 N-ERGY 2/battery	<b>p 48 - 49</b>
Biocut 53	<b>p 50 - 51</b>
<b>DOMESTIC PETESTRIAN MOWER GARDEN RANGE</b>	<b>p 52 - 57</b>
Duocut 53	<b>p 54 - 55</b>
Duocut 46	<b>p 56 - 57</b>
<b>BRUSHCUTTERS ATTILA RANGE</b>	<b>p 58 - 59</b>
Attila AK98X - AV98X - AK98 - AK95 - AK88	<b>p 60 - 61</b>
Attila SKD	<b>p 62</b>
Accessories Attila SKD	<b>p 63</b>
Attila AK60/AH75	<b>p 64 - 65</b>
<b>TRANSPORTATION AND HANDLING</b>	<b>p 66 - 73</b>
Scarifier MSC45	<b>p 68</b>
Weeder MBR50	<b>p 69</b>
Electric wheelbarrow Donky	<b>p 70 - 71</b>
Traction vehicle Bahia Electric VTE	<b>p 72 - 73</b>





**ETESIA** specialises in the design, manufacture and marketing of professional equipment for green space maintenance. The company has prospered over the last **30 years** to become the

unchallenged market leader in mowing and collection. Today, it is one of the main suppliers to municipal authorities and European landscape firms.



**IN A FEW WORDS**

**ETESIA IS THE NUMBER 1 MOWER MANUFACTURER IN FRANCE**




**With a 30 year history**



**And 240 employees**



**Offering a range of more than 44 products**



**Sold by more than 500 dealers**



**Active in more than 30 countries**

**A FEW NOTABLE DATES**

<p><b>1989</b></p> <p>ETESIA founded in Wissembourg (France). When it was founded, ETESIA launched a revolutionary concept: the first tractor mower with integrated direct ejection and collection, the MKE</p>	<p><b>1991</b></p> <p>Creation of the ETESIA UK subsidiary</p>	<p><b>1994</b></p> <p>Awarded the ISO 9002 Standard</p>	<p><b>1995</b></p> <p>Launch of the first ride-on mower: the Bahia</p>	<p><b>1996</b></p> <p>Launch of the ride-on brushcutter: the Attila 85</p>	<p><b>1999</b></p> <p>Launch of the first ride-on with direct ejection and high-lift emptying: the Hydro 124D</p>	<p><b>2003</b></p> <p>Extension of the factory: +3600 m<sup>2</sup></p>	<p><b>2008</b></p> <p>NPI award for Innovation for the region of Alsace (France)</p>
<p><b>2009</b></p> <p>ISO 9001 Certification, version 2008</p>	<p><b>2012</b></p> <p>Launch of the first 100% electric ride-on mower: the Bahia M2E</p>	<p><b>2015</b></p> <p>Launch of the Buffalo ride-on range: 100 or 124 cm cutting deck, 2 or 4 drive wheels, diesel or petrol</p>	<p><b>2016</b></p> <p>Launch of the Donky electric wheel barrow</p>	<p><b>2017</b></p> <p>Innovation prize at SALTEX (UK) for the Hydro 80 e-connect, the first connected mower Fusion Tools WOLF - ETESIA: 2 French brands join forces!</p>	<p><b>2018</b></p> <p>Launch of the new N-ERGY 2 battery mower</p>	<p><b>2019</b></p> <p>Launch of the new Attila 60, 75, 88, 95, 98 and 98X brushcutters</p>	<p><b>2020</b></p> <p>Launch of the ET-LANDER electric utility vehicle First place in the category "Green space maintenance" at the Salonvert Innovation award.</p>

# THE BENEFITS OF **ETESIA**



## OUTSTANDING PERFORMANCE

ETESIA mowers guarantee impeccable mowing quality regardless of the conditions (tall, wet grass) and the kind of mowing (collection, mowing and mulching).

## MADE-IN-EUROPE INNOVATION

Since it was founded in 1989, ETESIA has produced its mowers in its factory in Wissembourg (France) and has been outstanding in the innovations it has brought to the green space market. It can call on its very own highend Research, Design and Test Centre, which is unique in Europe and, in 2009, won the regional prize for innovation. In 2017, it launched the Hydro 80 e-connect, the first connected mower.

## GUARANTEED QUALITY

ETESIA products come with attractive warranty terms: up to 3 years in domestic use and 2 years in commercial use, the housings (Decks) on the walkbehind mowers are guaranteed for 10 years in domestic use.



Commercial use



Domestic use



Domestic use

## INCOMPARABLE STRENGTH AND LONGEVITY

From the time they are designed, all ETESIA machines undergo extreme durability and strength tests. The spare parts needed to keep the machines running properly are also available for up to 10 years after discontinuation of the products. Some machines are still in service more than 25 years after they were purchased.

## CONTROLLED QUALITY

Quality and customer service are key concerns for ETESIA. Therefore, since 1994, ETESIA has enjoyed uninterrupted ISO certification: ISO 9002 in December 1994, ISO 9001 version 2000 in November 2002 and, finally, ISO 9001 version 2008 since November 2009. ISO 9001 version 2008 in November 2009 and finally version 2015 since November 2019.



## HIGH QUALITY SERVICE

ETESIA can rely on the recognised professionalism of its dealer network. Each and every one of them enjoys commercial, marketing and after-sales support from ETESIA's field teams, whose watchwords are attentiveness, advice, responsiveness and availability.







Etesia innovation  
on video

## THE INNOVATION OF



Mowing and collecting

### Innovation the key to ETESIA's success

For 30 years, our R&D staff have developed a series of innovative concepts that have revolutionised green space maintenance and taken our company from success to success.

#### MOWING AND COLLECTING

The ETESIA concept eliminates all risks of clogging, offering the first ride-on mower with direct rear ejection and integrated collection. Today, ETESIA is the only manufacturer of ride-on mowers to develop the cutting system first and then the tractor afterwards.

Unique cutting quality. Indexed at 90°, the two counter-rotating blades overlap to prevent any central mark. The two blades generate a powerful blowing effect and push the grass through a volute-shaped housing with an increasing cross section into the grassbox. The collection system mounted directly at the outlet of the cutter housing guarantees perfect collection with no risk of clogging - there are no obstacles between the cutter housing and the grassbox. The result is that our machines can mow and collect the grass in conditions - long, wet grass - where most competitors are just not up to the task.

#### BIOCUT, MULCHING BY ETESIA



Mulching

ETESIA is known for its unparalleled performance in grass collection, and in recent years has also made a name for itself as an innovator in mulching. In 2001 our research centre developed the Biocut concept, which is characterised by a deck with a very pronounced bell shape which, when combined with a new blade profile, provides cutting results with long and even wet grass that are not matched in the market.

#### DUOCUT, MULCHING AND COLLECTION



Collecting

Mulching

Because they never gave up on the quest to develop a cutting deck that could be as good at mulching as at collection, in 2006 our engineers created the Duocut concept for the new Pro 53. This was a housing designed to give a 100% quality finish regardless of whether you are collecting or mulching, with no compromises on either of the two functions.

Outstanding collection performance thanks to the smooth inside surface of the cutting deck and the full opening of the ejection outlet that helps to eject grass clippings without jamming. The grass clippings are perfectly compressed in the collector.

Excellent mulching results. Thanks to its bell-shaped housing, the DUOCUT gives excellent mulching

results (the grass is shredded very finely, even in high, wet grass). The detachable mulching unit (comes with the machine) rounds off the shape of the cutting deck in order to give a smooth surface, with no sharp edges, to optimise the recirculation of the grass for mulching of incomparable quality. It can be quickly and easily fitted without using tools or changing the blade.

As a result of its success, the Duocut concept was adapted to the Hydro 100 Evolution cutting deck in 2009 and to the Buffalo 100 and the Hydro 100 III in 2015. As before, we saw the system's excellent mowing quality, whether in its collection or mulching



# BIO CONCEPT

Environmental protection and a commitment to sustainable development in general have always been among our key concerns, even before they became the latest buzzwords. That is why at ETESIA, we have developed our own philosophy called Bio Concept. It is reflected in the fact that environmental protection is addressed in all areas of the company and at every stage in the life of our equipment. The choice of manufacturing materials and processes takes account of their environmental impact. Bio Concept also covers different projects to develop new clean engines. That is how ETESIA has been able to release three exclusive products in two years: the first ride-on mower in the world to run entirely on PVO (pure vegetable oil, a biofuel), the first ride-on mower in Europe running on LPG (25% less CO, 21% less CO<sub>2</sub>) and the first ride-on mower in the world to run entirely on electricity (zero pollutant, zero

noise...). ETESIA's vision of the future of its market is one where business and environmental protection are ultimately reconciled. ETESIA's commitment is taking concrete form with its new green engines and also through the versatility of the range, making it possible to apply several mowing techniques and thus enabling differential management. With the continual development of our Electrically powered range of transport and handling equipment, ETESIA contributes to reducing the arduousness of work. This is particularly the case with our electric tool holders.





## Hydro 124D Range



**Range Hydro 124D**  
**Technical specifications**  
**Accessories**

**p 06 - 08**

**p 09**

**p 10 - 11**



Counter-rotating blades



Direct rear ejection



Removable deck

- Recommended area: up to 30 000 m<sup>2</sup> per day
- High tipping up to 1,80 m
- Mowing with collection, mulching, high grass mowing
- Cutting width: 124 cm
- Diesel engine 23 HP / 17 kW
- Hydraulic transmission
- Wide range of accessories










## Range Hydro 124D

Fitted with a 124-cm overlapping cutting deck and a 17 kW three-cylinder Lombardini engine. It has a higher hourly mowing output of up to 19 840 sq.m. per hour, and an unequalled weight-to-power ratio. Above all, it represents excellent value for money, both for the initial purchase and for use.

Available with 4 wheel drive: H124DX



### EFFICIENT

Collection under optimal mowing conditions thanks to the Collection Concept (p.4):

- Direct rear ejection: no obstruction between the deck and the grassbox
- 2 counter-rotating blades that emit a powerful lift and draught effect
- Hydraulic emptying of the grass box
- Hydraulic transmission on the 2 wheel drive (H124DN and DL) or 4 wheel drive (H124DX)

### COMFORTABLE

- Steering console fully adjustable
- Easy and functional controls
- Power steering

### ROBUST

- Screw-assembled mechanically welded chassis
- Mastershock cutting deck

### VERSATILE

Wide range of accessories: scarifier, mulching deck, cab, spreader, snow plough, street cleaner, Road Legal Kit (except H124DL) (p.8-9).

### ECO-FRIENDLY

- Run entirely on PVO (B30) without loss of performance: biodegradable to 98%, renewable fuel, reduction of 59% of the gas emissions, positive energy assessment (restores 2,2 times more energy than it is necessary).
- Catalytic convertor and particle filter in option: less than 52% carbon monoxide and 36% particulate mass spreaded







### Technical specifications:

Model (L x w x h)*	Hydro 124 DX	Hydro 124 DN (280x128x204)	Hydro 124 DL
Cutting width	124 cm		
Engine	Lombardini 1003 by Kohler - 3 cylinder (Diesel or biodiesel B30)		
Nominal rated power** <i>Constructors' maximum rated power</i>	1028 cm <sup>3</sup> - 17 kW (23 HP) 18 kW (25 HP)		
Fuel tank capacity	19 L		
Maximum operating rate	2 820 rev/min		
Transmission	hydraulic 4 wheel drive	hydraulic on the 2 rear wheels	
Speed	Forward 0 to 16 km/h Reverse 0 to 14 km/h		
Recommended area	up to 30 000 m <sup>2</sup> per day		
Clutch-operated blade	by electromagnetic clutch		
Adjustment of cutting height	9 positions from 44 to 140 mm + 1 transport position with adjustable stope		
Grassbox emptying	hydraulic on the ground or high-lift up to 1,80 m		
Grassbox capacity	600 L		
Weight	895 kg	860 kg	815 kg
Removable cutting deck	✓		-
Power grip Diff Lock	✓		optional
Road legal kit	standard		-

(\*) L = Length, w = width h = height (in cm)

(\*\*) Nominal power at maximum operating rate



ACCESSORIES

Hydro 124D Range



TURFCARE



**MSC124: Front scarifier\***

- Working width 1,25 m
- Adjustable working depth
- Two folding and retractable units
- Quick assembly without tools.

*\*with hydraulic power take-off option for Hydro 124 DL model*



**MU124P: Mulching insert**

- For ecological and economical mowing
- Installation at the rear of the cutting deck is quick and does not require a special blade assembly mulching



**MCM144: Mulching deck**

- Working width 1,24 m
- Switching from one cutting deck to another takes less than 30 minutes



**MD124: Deflector**

- Mowing in all conditions
- Toolless mounting in place of the grass cache



**MBR124: Weeding brush\***

- Environmentally friendly maintenance of all surfaces
- Assisted assembly and disassembly at the front of the machine
- Mechanical and hydraulically driven, it is as easy to use as it is to assemble as easy to use as it is to mount

*\*with optional hydraulic power take-off for the Hydro 124 DL model*



**MET: Spreader\***

- Capacity: 60 litres
- Put salt or sand in winter

*\*with optional hydraulic power take-off for the Hydro 124 DL model*

**SNOW EQUIPMENT**



**MV124: Snow plough\***

- Working width 1,35 m
- Left/right and height adjustable
- Hydraulic system
- Snow chain kit

*\*with optional hydraulic power take-off for the Hydro 124 DL model*

**MY124P: Cab (factory fitted)**

- Equipped with glass doors
- Possibility to install heater and windscreen washer

**MN124: Snow chains**

**HIGHWAYS MAINTENANCE**



**MT124N: Street cleaner\***

- Working width 1,35 m
- Hydraulically adjustable right/left
- Equipped with a side broom for cleaning sidewalks/gutters
- Hydraulic emptying grassbox
- Dust flap

*\*with optional hydraulic power take-off for the Hydro 124 DL model*



**MR124: Tow bar**

- Can tow up to 500 kg
- Equipped with an electrical socket for trailer lighting

✚ For a more environmentally friendly vehicle ETESIA offers the catalytic converter and particulate filter (OFP124) fitted directly at the factory.



## Buffalo Range




**Buffalo 124 cm Range**  
**Technical specifications**  
**Range Buffalo 100 cm**  
**Technical specifications**  
**Accessories**

**p 14**  
**p 15**  
**p 16**  
**p 17**  
**p 18 - 19**



Catalytic converter\*



Counter-rotating blades



Direct rear ejection

(\* except BVHPX and BPHP2)

- **Recommended area: up to 20 000 m<sup>2</sup> per day**
- **High tipping up to 1,80 m**
- **Mowing with collection, mulching, high grass mowing**
- **2 cutting widths: wide 100 cm, extra wide 124 cm**
- **Petrol 19 HP / 14 kW (0 emission of fine particles) and diesel 18 HP / 13.5 kW**
- **Hydraulic transmission**









## Buffalo 124 cm

With their 1,24 m overhanging cutting decks and 19 HP Vanguard two-cylinder engines, the new Buffalo 124 mowers boast a theoretical efficiency of 15,000 sqm/h, an unparalleled weight to power ratio and above all excellent value, both in terms of purchase and use and ownership.

Available with 2 or 4 wheel drive (HVHPX).



### EFFICIENT

Collection in all conditions thanks to the collection concept (p.4):

- Direct rear ejection: no obstruction between the deck and the grassbox
- 2 counter-rotating blades that emit a powerful lift and draught effect
- Hydraulic emptying of the grassbox
- Hydraulic transmission on the 2 wheel drive (HVHP) or 4 wheel drive (HVHPX)
- Differential lock for the 2 drive wheels
- Electromagnetic blade clutch with integrated brake.

### COMFORTABLE

- User-friendly controls
- High drivability: hydraulic transmission, power steering
- Silent: acoustic pressure 90 dB(A) at the driver's seat
- Zero emission of fine particles, fitted with a catalytic converter

### ROBUST

Chassis made of two mechanically welded subassemblies bolted and fully treated for corrosion resistance.

### VERSATILE

- Available accessories: mulching insert, spreader, snow plough, street cleaner, Road Legal Kit...(p.18-19)
- Mowing for all surfaces: compactness, ultrashort turning radius and exceptional efficiency making these machines ideal for small and large areas alike.







### Technical specifications:

Model (L x w x h)*	HVHPX (292x128x200)		HVHP
Cutting width	124 cm		
Engine	B&S OHV Vanguard equipped with a catalytic convertor (Petrol)		
Nominal rated power ** <i>Constructor's maximum rated power</i>	627 cm <sup>3</sup> - 14 kW (19 HP) 17 kW (23 HP)		
Fuel tank capacity	14,5 L		
Maximum operating rate	2 900 rev/min		
Transmission	hydraulic on the 4 wheel drive	hydraulic on the 2 rear wheel	
Speed	forward/reverse 0 to 12 km/h		
Recommended area	up to 20 000 m <sup>2</sup> per day		
Clutch-operated blade	by electromagnetic clutch		
Adjustment of cutting height	centralised with 6 positions from 44 to 102 mm		
Grassbox emptying capacity capacity	hydraulic on the ground or high-lift up to 1,80 m 600 L		
Weight	648 kg	621 kg	
Road homologation	optional		

(\* ) L = Length, w = width h = height (in cm)

(\*\* ) Nominal power at maximum operating rate

**3**  
YEARS  
WARRANTY






## Buffalo 100 cm

Fitted with a 100-cm overlapping cutting deck and a 18 HP two-cylinder Vanguard engine or a 19 HP diesel engine, it has a higher hourly mowing output of up to 12 000 sq.m. per hour, and an unequalled weight-to-power ratio. Above all, it represents excellent value for money, both for the initial purchase and for use.

Available with 2 or 4 wheel drive (BVHP or BVHPX2).



### EFFICIENT

High efficiency for all types of mowing: collection, mulching and cutting:

- Direct rear ejection: no obstacle between the deck and the grassbox
- Complete emptying of the ejection channel and grassbox
- The cutting deck is a perfect combination of 100% collection and 100% mulching decks (Duocut concept p.4)

- Hydraulic transmission for the two rear drive model (HVHP) or the four wheel drive model (HVHPX)
- Differential lock for the two wheel drive model
- 18 HP diesel engine or 19 HP (Vanguard twocylinder petrol engine, zero emission of fine particles, fitted with a catalytic converter)
- Electromagnetic blade clutch with integrated brake

### COMFORTABLE

- User-friendly controls
- High drivability: hydraulic transmission, power steering
- Comfortable seat with a high backrest and depth adjustment for an ideal driving position.
- Silent: acoustic pressure 85 dB(A) at the driver's seat
- Zero emission of fine particles, fitted with a catalytic converter

### ROBUST

Hydraulic movement: longer life and more reliable transmission systems

### VERSATILE

- Accessories associated: mulching insert, spreader, snow plough, street cleaner, Road Legal Kit... (p.18-19)
- Mowing for all surfaces: compactness, an ultrashort turning radius and exceptional efficiency make these machines ideal for small and large areas alike.







### Technical specifications:

Model (L x w x h)*	BVHPX		BVHP	BPHPX2	BPHP2
			(292x105x200)		
Cutting width	100 cm				
Moteur	B&S OHV Vanguard equipped with a catalytic converter (Petrol)		3 ANS GARANTIE	Perkins 403D07 3 cylinder (Diesel)	
Nominal rated power ** <i>Constructor's maximum rated power</i>	627 cm <sup>3</sup> - 14 kW (19 HP) 17 kW (23 HP)			760 cm <sup>3</sup> - 13,5 kW (18 HP) 15 kW (20,5 HP)	
Fuel tank capacity	14,5 L				
Maximum operating rate	2 900 rev/min				
Transmission	hydraulic on the 4 wheel drive	hydraulic on the 2 rear wheels	hydraulic on the 4 wheel drive	hydraulic on the 2 rear wheels	
Speed	forward/reverse 0 to 12 km/h				
Recommended area	up to 20 000 m <sup>2</sup> per day				
Clutch-operated blade	by electromagnetic clutch				
Adjustment of cutting height	centralised with 6 positions from 44 to 102 mm				
Grassbox emptying	hydraulic on the ground or high-lift up to 1,80 m				
Grassbox capacity	600 L				
Weight	630 kg	603 kg	713 kg	683 kg	
Road homologation	optional				

(\*) L = Length, w = width h = height (in cm)

(\*\*) Nominal power at maximum operating rate



ACCESSORIES

**Buffalo** Range



**GREEN SPACE MAINTENANCE**



**MU100D/MU124P: Mulching insert**

- For ecological and economical mowing
- Installation of the mulching insert at the rear of the cutting deck and without mounting a special mulching blade



**MDD100: Deflector**

- Mowing grass in the most difficult conditions
- Toolless installation in place of grass catcher



**MET: Spreader**

- Capacity: 60 litres
- Put salt or sand in winter



**MM103: Scarifier\***

- Working width 80 cm
- Unfetter and blunt your lawn with a high work output
- For wet and shady areas
- Removes moss

*\*Requires an accessory mounting bracket + mechanical or hydraulic adapter.*



## SNOW EQUIPMENT



### MV103: Snow plough\*

- Working width 1,35 m
- Left/right and height adjustable
- Hydraulic system
- Snow chain kit

\*Requires an accessory mounting bracket + mechanical or hydraulic adapter.



### MET: Spreader

- Capacity: 60 litres
- Put salt or sand in winter

## HIGHWAYS MAINTENANCE



### MR124: Tow bar

- Can tow up to 500 kg
- Equipped with an electrical socket for trailer lighting



### MT103: Street cleaner\*\*

- Working width 1,35 m
- Hydraulically adjustable right/left
- Equipped with a side broom for cleaning sidewalks/gutters
- Hydraulic emptying grassbox
- Dust flap

\*\*Requires an accessory mounting bracket + hydraulic adapter.



RIDE-ON MOWERS

# Hydro 100 III & MK124 Range



**Range**  
**Technical specifications**  
**Accessories**

**p 20 - 22**

**p 23**

**p 21**



Cast aluminium deck



Collecting concept



High-clearance bridge



Chain drive

- Recommended area: up to 20 000 m<sup>2</sup> per day
- 500 L grassbox with hydraulic emptying
- Mowing with collection, mulching, high grass mowing
- 15 HP / 11,2 kW two-cylinder petrol engine
- Hydrostatic transmission

## Hydro 100 III & MK124 ACCESSORIES



### GREEN SPACE MAINTENANCE



#### MD103/MDPR02: Deflector

- For cutting long grass or when non-collection is required
- Tool-free installation in place of the grass box




#### MU100D : mulching

- For ecological and economical mowing
- Installation of the mulching insert at the rear of the mowing deck and without the installation of a special mulching blade

#### MET: Spreader

- To put fertilizer or sand in winter



#### MM103: Scarifier\*

- Working width 80 cm
- It allows your lawn to breathe by ridding it of the moss that suffocates it
- For wet and shaded plots

### SNOW EQUIPMENT



#### MV103: Snow plough\*

#### MN102: Snow chains

### HIGHWAYS MAINTENANCE



#### MR102: Tow bar

- Towing a trailer or spreader

#### MT103: Street cleaner\*\*

- Working width 1,35 m
- Left/right hydraulic positioning

\*Requires an accessory mounting bracket + mechanical or hydraulic adapter.

\*\*Requires an accessory mounting bracket + hydraulic adapter.





# Hydro 100 III

While it capitalises on the strengths of the previous model, the new Hydro 100 III ride-on mower is also innovative, offering green space workers both more efficiency and greater user convenience. The Hydro 100 III is a unique concept for mowing and collecting in all weather. An ideal model for professional users with advanced mowing and collection requirements. It has a powerful new Kawasaki engine, and a large 500-litre grassbox that can be emptied in seconds thanks to its hydraulic pump. The Hydro 100 III is a model that goes beyond existing standards!



### EFFICIENT

High efficiency for all types of mowing: collection, mulching and cutting:

- Direct rear ejection: no obstruction between the deck and the grassbox.
- 2 counter-rotating blades that emit a powerful lift and draught effect.
- The cutting deck is a perfect combination of 100% collection and 100% mulching decks (Duocut p.4).
- Hydrostatic drive transmission with differential lock for better driveability and greater safety
- Twin-cylinder Kawasaki engine.

### COMFORTABLE

- All the controls are accessible from the driving seat.
- Suttle new drive
- Low noise emission: 86,7 dB(A) for greater user comfort
- The hydrostatic drive makes gradual movement extremely smooth
- Reverse/forward change, with no declutching.

### ROBUST

- Chassis fully treated for corrosion protection
- The cutting deck is cast in a single piece of one-centimetre thick aluminium, for extreme strength.

### VERSATILE

Available accessories: mulching kit, spreader, snow plough, street cleaner, Road Legal Kit... (p.21).







### Technical specifications:

Model (L x w x h)*	Hydro 100III/MKEHH (290x104x130)	Hydro 124/MK124 (291x128,8x193,6 cm)
<b>Cutting width</b>	100 cm	124 cm
<b>Engine</b>	Kawasaki FS541V OHV 2 cylinder (Petrol)	Kawasaki bicylinder
<b>Nominal rated power **</b> <i>Constructor's maximum rated power</i>	603 cm <sup>3</sup> - 11,2 kW (15 HP) 13,4 kW (18 HP)	
<b>Fuel tank capacity</b>	14,5 L	
<b>Maximum operating rate</b>	2 900 rev/min	
<b>Transmission</b>	hydrostatic on the 2 rear wheels	
<b>Speed</b>	Forward 0 to 12 km/h Reverse 0 to 10 km/h	
<b>Recommended area</b>	up to 15 000 m <sup>2</sup> per day	
<b>Clutch-operated blade</b>	by electromagnetic clutch	
<b>Adjustment of cutting height</b>	centralised with 6 positions from 39 to 97 mm	
<b>Grassbox emptying</b>	hydraulic on the ground	
<b>Grassbox capacity</b>	500 L	
<b>Weight</b>	445 kg	475 kg
<b>Road legal kit</b>	optional	-

(\* ) l = Length, w = width h = height (in cm)  
(\*\*) Nominal power at maximum operating rate



# Bahia - Hydro 80 Range



<b>Bahia Petrol</b>	<b>p 26 - 27</b>
<b>Bahia Electric M2E</b>	<b>p 28 - 29</b>
<b>Bahia MKM</b>	<b>p 30 - 31</b>
<b>Hydro 80</b>	<b>p 32 - 33</b>
<b>Hydro 80 e-connect</b>	<b>p 34 - 35</b>
<b>Accessories</b>	<b>p 36 - 37</b>



Ergonomic controls



Hydrostatic drive



Easy maintenance

- Recommended area: up to 10 000 m<sup>2</sup> per day
- 240 L grass box with assisted emptying on the ground
- Mowing, mulching or collection
- Hydrostatic transmission









## Bahia Petrol Range

Compact, tenacious, flexible and multi-tasking, bahia adapts to every terrain, every grass-cutting situation and every task. Ideal driving position, highcomfort seat, controls on dashboard, silence and safety - with Bahia, discover a whole new world of well-being. Top-quality materials, reliable technology, a large range of high-performance engines and a 3-year guarantee for parts and labour for home use. With Bahia, you are definitely going for the long-term option.



### EFFICIENT

- Pocket-size ride-on mower, Bahia features an incredibly tight turning circle. It nips into every nook and cranny and can be easily transported.
- Pedal-controlled hydrostatic transmission for easy driving.
- Perfect for collection of dead leaves.
- Suspension cutting deck with direct rear ejection into a 240 L grass collector (collection concept p.4) allowing perfect collection even in difficult conditions.

### COMFORTABLE

- Intuitive: centralised controls
- Safety first: petrol tank with overflow catcher. Built-in blade brake. Several safety switches.
- High-comfort seat
- A hose pipe fitting makes cleaning the cutting system quick and easy.
- Low noise level: 86 dB(A).

### ROBUST

- Mechanically welded load-bearing chassis
- Efficient and robust engines with 7,1 to 9,3 HP
- Battery with a 3 years warranty
- Maintenance-free hydrostatic drive transmission
- Dashboard cover in EPP (expanded polypropylene)

### VERSATILE

Wide range of accessories: mulching insert, side deflector for high grass mowing, spreader, snow plough, scarifier,... (p.36-37).







### Technical specifications:

Model (L x w x h)*	MHHE2	MBHE2 (199,5x85x130)	MKHE3
<b>Cutting width</b>	80 cm		
<b>Engine</b>	Honda GXV390 OHV (Petrol)	B&S Intek 4155 OHV (Petrol)	Kawasaki FS481V OHV 2 cylinder (Petrol)
	<i>automatic transmission for easy driving, electric key start</i>		
<b>Nominal rated power**</b> <i>Constructor's maximum rated power</i>	389 cm <sup>3</sup> - 7,1 kW (9,5 HP) 9,6 kW (13 HP)	502 cm <sup>3</sup> - 8,5 kW (11,5 HP) 11,4 kW (15,5 HP)	603 cm <sup>3</sup> - 9,3 kW (12,5 HP) 11,9 kW (16 HP)
<b>Fuel tank capacity</b>	12 L		
<b>Maximum operating rate</b>	2 850 tr/min		
<b>Transmission</b>	hydrostatic on the 2 rear wheels		
<b>Speed</b>	Forward 0 to 9 km/h Reverse 0 to 8 km/h		
<b>Recommended area</b>	up to 5 000 m <sup>2</sup> per day		
<b>Clutch-operated blade</b>	by electromagnetic clutch		
<b>Adjustment of cutting height</b>	centralised with 5 positions from 44 to 102 mm		
<b>Grassbox capacity</b>	240 L - emptying assisted by a gas cylinder		
<b>Weight</b>	230 kg		
<b>Road legal kit</b>	optional		

(\* ) l = Length, w = width h = height (in cm) - (\*\* ) Nominal power at maximum operating rate






## Bahia Electric M2E

### Worldwide exclusivity, for a better future

First 100% ELECTRIC professional ride-on-mower with grass collection. The Bahia M2E keeps all the Bahia's range advantages (comfort, performance, robustness and versatility) and brings more innovation, ecology and economy. Electric Bahia: the enjoyment of ecological mowing. True multi-functional vehicle with all year round capability to undertake all your maintenance and travel needs around the grounds without disturbance.



#### EFFICIENT

- First 100% electric professional ride-on-mower with grass collection. Autonomy: 2 hours of mowing.
- Eco-friendly: zero emission
- Running costs < 0,36 €/h, reduced running costs: no belt, no filter and no engine oil.
- Efficient: perfect collection of dead leaves, incredibly tight turning circle, nips into every nook.
- Direct rear ejection allowing perfect collection even in difficult conditions (collection concept p.4)

#### COMFORTABLE

- Safety first: petrol tank with overflow catcher. Built-in blade brake. Several safety switches.
- Low noise level: 86 dB(A).
- A hose pipe fitting makes cleaning the cutting system quick and easy.

#### ROBUST

- Mechanically welded load-bearing chassis, diameter 60 mm, epoxy finish with built-in strapping hooks.
- Brushless motor and 3-year-warranty for batteries.
- Electric transmission without any maintenance.
- Dashboard cover in EPP (expanded polypropylene).

#### VERSATILE

- Wide range of accessories: mulching insert, side deflector for high grass mowing, spreader, snow plough, scarifier,... (p. 36-37).
- Built in converter and socket to power a 230V hedge cutter or strimmer.





### Technical specifications:

Model (L x w x h)*	Bahia M2E (199,5x85x121)
Cutting width	80 cm
Motor	Electric
Power	1,7 kW - 48 V
Battery	4 x 12 V - 100 Ah
Type	AGM, lead acid
Autonomy	1h30 to 2h (According to the mowing conditions)
Transmission blade	Electric; 3,5 kW - 48 V
Max travel speed	Forward/Reverse: 0 to 8 km/h
Mowing speed	Forward/Reverse: 0 to 5 km/h
Recommended area	up to 3 000 m <sup>2</sup> per day
Adjustment of cutting height	centralised with 5 positions from 44 to 102 mm
Grassbox capacity	240 L - emptying assisted by a gas cylinder
Weight	330 kg



**GW -77%**  
Global warming



**OD -95%**  
The destruction of the ozone layer



**ED -62%**  
Energy consumption

(\* ) l = Length, w = width h = height (in cm)





## Bahia MKM

MKM Bahia is equipped with a Biocut 85 cutting deck and offers a very high mulching performance. The MKM inherits the robustness, reliability, comfort, excellent ergonomics and exceptional compactness of the Bahia range of mowers.

The Bahia MKM the 100% mulching mower with additional long grass mowing ability.



### EFFICIENT

- A pocket-size ride-on mower, Bahia features an incredibly tight turning circle. Can be easily transported.
- Top-of-the-range mulching: profiled Biocut 85 deck (Biocut concept p.4)
- Automatic transmission

### COMFORTABLE

- Ideal driving position, controls on dashboard
- Low noise level: 86 dB(A)
- Safety first: petrol tank with overflow catcher. Built-in blade brake. Several safety switches.
- A hose pipe fitting makes cleaning the cutting system quick and easy.
- Easy maintenance thanks to quick access to all mechanical parts.

### ROBUST

- Mechanically welded load-bearing chassis, diameter 60 mm, epoxy finish with built-in strapping hooks.
- Hydrostatic transmission
- Step, steering column cover and dashboard cover in EPP (expanded polypropylene)
- Performing engine: Kawasaki FS 481 - 12,5 HP

### VERSATILE

- From mulching to long grass cutting: built-in deflector to mow long grass with side ejection.
- Wide range of accessories: spreader, snow plough, scarifier,... (p.36-37)





Ask for a free demonstration



### Technical specifications:

<b>Model (L x w x h)*</b>	<b>Bahia MKM</b> (173x90x122)
<b>Cutting width</b>	85 cm
<b>Engine</b>	Kawasaki FS481V OHV 2 cylinder (Petrol) <i>automatic transmission for easy driving</i>
<b>Nominal rated power**</b> <i>Constructor's maximum rated power</i>	603 cm <sup>3</sup> - 9,4 kW (12,5 HP) 11,9 kW (16 HP)
<b>Fuel tank capacity</b>	12 L
<b>Maximum operating rate</b>	3 000 tr/min
<b>Transmission</b>	hydrostatic
<b>Speed</b>	Forward 0 to 9 km/h Reverse 0 to 8 km/h
<b>Recommended area</b>	up to 5 000 m <sup>2</sup> per day
<b>Clutch-operated blade</b>	by electromagnetic clutch
<b>Adjustment of cutting height</b>	centralised with 5 positions from 44 to 102 mm
<b>Weight</b>	220 kg
<b>Road legal kit</b>	optional

(\* ) l = Length, w = width h = height (in cm)


(\*\*) Nominal power at maximum operating rate





## Hydro 80 Range

The Hydro 80 cuts and collects both long and short grass, without clogging. But this little workhorse does much more: for non-collection there is side discharge or rear ejection for longer grass. If you want a mulching mower - Hydro 80 does that too. The Hydro 80 can adapt to all ground conditions, which makes it an incredible versatile machine for the professional landscaper.



### EFFICIENT

- Direct rear ejection allowing perfect collection even in difficult conditions (collection concept p.4)
- Suspended cutting deck with anti-scalp rollers which keep the blades out of trouble.
- Compact design: Hydro 80 can pass through most gateways and its tight turning circle makes it ideal for small or awkward areas, easily overcomes all obstacles
- Differential lock for better slope resistance and snow removal (MKHP5 and MKHPF model)

### COMFORTABLE

- Ergonomic controls that are carried out from the driving seat
- Smooth ride thanks to the built-in shock absorber system
- Low maintenance thanks to the easy access to the engine and all working parts
- Quick cleaning of the cutting deck
- Hydrostatic transmission with foot control

### ROBUST

- Specially coated 60 mm tubular chassis
- Direct belt transmission
- Reinforced and protected blade of 80 cm.
- Adjustable electromagnetic belt clutch

### VERSATILE

Wide range of accessories: mulching insert, side deflector for high grass mowing, spreader, snow plough, street cleaner, scarifier, Road Legal Kit... (p.36-37)







**Technical specifications:**

**NEW**

Model (L x w x h)*	Hydro 80/MKHP3	Hydro 80/MKHP4 (199,5 x 85 x 130)	Hydro 80/MKHP5	Hydro 80/MKHPF (173x90x122)
Cutting width		80 cm		85 cm
Engine	Kawasaki FS481V OHV 2 cylinder (Petrol)			
Nominal rated power** <i>Constructor's maximum rated power</i>	603 cm <sup>3</sup> - 9,4 kW (12,5 HP) 11,9 kW (16 HP)			
Fuel tank capacity	12 L			
Maximum operating rate	3 000 rev/min			
Transmission	hydrostatic on the 2 rear wheels			
Speed	Forward 0 to 9 km/h Reverse 0 to 8 km/h			
Recommended area	up to 10 000 m <sup>2</sup> per day			
Clutch-operated blade	by electromagnetic clutch			
Adjustment of cutting height	centralised with 5 positions from 44 to 102 mm			centralised with 4 positions from 50 to 92 mm
Grassbox capacity	240 L emptying assisted by a gas cylinder			-
Weight	240 kg			
Road legal kit	optional	-		optional
Connected	-	✓		-
Differential lock		-		✓

(\*) l = Length, w = width h = height (in cm)

(\*\*) Nominal power at maximum operating rate





# Hydro 80 **e**CONNECT

**INNOVATIVE - CONNECTED - COMPACT - EFFICIENT**

The e-connect version turns the Hydro 80 into a real concentrate of technology: the first connected mower!

The ETESIA application connects to the Hydro 80, which enables the user to access all information about his machine. He becomes its unique virtual owner.

**Winner of the 2017 SALTEX Award for Innovation**



## TECHNOLOGICALLY ADVANCED

The e-connect version has the same qualities as the Hydro 80 with innovation and more.







**BENEFITS OF THE INNOVATION**

- Recognition and display of nearby machines on the app via Bluetooth.
- Information about the machines or machines connected to the application : model, serial no...
- Online ordering of accessories and spare parts.
- Access to online documents with one click
- Real-time monitoring of information about the machine or the machine base.
- Machine maintenance monitoring : next service date, reseller information, costs, ...
- Possibility to delegate machine rights to other users



**LES INNOVATIONS Hydro 80 eCONNECT**



**NEW CONTROL PANEL**

- LCD display screen
- Membrane keypad
- RFID antenna



**ACCESS TO THE APPLICATION IN A FEW CLICKS**

- Creating a personal space
- Logging on to a Facebook or Twitter account
- Accessing all information about your machine



**THE IGNITION KEY HAS BEEN REPLACED BY AN RFID CARD**

- Manages user profiles (right to use the identified machine or machines)
- Theft security function



**FULL SHUT DOWN SYSTEM**

- Saves and protects the battery during extended machine stops
- Helps protect the battery and extend its life
- Machine battery disconnection (safety while working on the machine, during transport etc.)



## Bahia - Hydro 80

### ACCESSORIES



#### GREEN SPACE MAINTENANCE



##### **MU80N: standard mulching deck**

- Clean mulching with mulching insert (standard with Bahia collection and Hydro 80)
- Biocut 85 mulching deck, standard on the Bahia MKM



##### **MD803: Long grass mowing (integrated in the cutting deck of the MKM model)**

- Removable back of the grassbox for direct rear discharge of tall grass
- Side ejection with rakes deflector for very tall grass
- For Bahia mulching: mowing thanks to the deflector integrated in the cutting deck (exclusive Etesia patent)



##### **MM103: Scarifier\***

- Working width 80 cm
- It allows your lawn to breathe by ridding it of the moss that suffocates it
- For wet and shaded plots

\* Need ML80 interface



##### **MAV70: Weeder (only for the Hydro 80 range)**

- For high precision mechanical weed control
- For flat or sloping ground (20°)
- Precise levelling thanks to its adjustable flap
- Suitable for stabilised, gravelled or sanded driveways





**MET: Spreader**

- Capacity: 60 litres
- Put salt or sand in winter

**TRANSPORT**



**MR80: Tow bar (standard for the MKM model)**

- Turns your mower into an all-purpose towing vehicle

**OMP80: Luggage rack (\*\*)**


- Factory-installed only



**OMX80: Road legal kit (except for M2E and e-connect)**

**Exclusively from ETESIA** in this machine category  
(Factory-installed only)

**SNOW EQUIPMENT**



**MV103: Snow clearance\***

*\*Need ML80 interface*

**MET: Spreader**

- Capacity: 60 litres
- Put salt or sand in winter

**MOBILE POWER SOURCE**



**OMCE80: Electric converter\* (\*\*)**

With its converter, the Bahias electric M2E/VTE become a mobile power source, to which you can connect a large number of wired electrical devices (power < 700 W). The machine will enable you to carry out a number of tasks all over the space.

*\*Requires luggage rack*

**MCB: Battery Charger (standard on M2E model)**

Designed for all models in the Bahia and Hydro 80 range (except Hydro 80 e-connect).

(\*\*) Within the limit of stocks available



# Professional Pedestrian Range



<b>Pro 53</b>	<b>p 40 - 41</b>
<b>Pro 51</b>	<b>p 42 - 43</b>
<b>Pro 46 Evolution</b>	<b>p 44 - 45</b>
<b>Pro 46 The original</b>	<b>p 46 - 47</b>
<b>Duocut 46 N-ERGY 2/battery</b>	<b>p 48 - 49</b>
<b>Biocut 53</b>	<b>p 50 - 51</b>



Multiple mowing



Highly impact-resistant deck



Powerful engines



Ergonomic controls



- Recommended area: up to 3,000 m<sup>2</sup> per day
- Mowing with collection, mulching, high grass mowing
- 4 cutting widths: 41, 46, 51 and 53 cm
- Wide range of push and selfpropelled mowers
- Transmission by hydraulic motors (pro53 model)










## Pro 53 Range

The unique transmission with 2 hydraulic engines offers you great handling and slope performance unrivalled in its category. The innovative mowing deck and blade design on the Pro 53 combines professional quality cutting, collecting and mulching in a single machine.



### EFFICIENT

- The cutting deck is a perfect combination of 100% collection and 100% mulching decks. (Duocut concept p.4)
- Converting to the mulching function couldn't be easier or faster. You simply slot in the mulching kit (provided with the machine) without using any tools or replacing the blade.
- Professional quality cutting, collecting and mulching in a single machine
- Cutting heights: individual adjustment on each wheel. 5 pre-set, easy-to-handle positions ranging from 25 to 85 mm
- Excellent on slopes: can be used on slopes up to 20°

### COMFORTABLE

- Hydraulic transmission with 3 forward speeds and 1 reverse with automatic transition from reverse to forward motion.
- Differential lock (LKX2)
- Blade stopping
- Vibration level of the handlebars very low

### ROBUST

- Transmission consists of two hydraulic motors fitted onto the rear wheels and connected to a hydraulic pump
- Cast aluminium mowing deck is rustproof and particularly resistant to damage.
- Adjustable electromagnetic clutch

**EASY DRIVING**  
FORWARDS/REVERSE SPEED AND DIFFERENTIAL LOCK

**COMFORTABLE HANDLEBAR**  
EASY-TO-REACH AND EFFORTLESS CONTROLS

**RECESSED HANDLEBAR SHAPE**  
KEEPS YOUR HANDS SAFE

**HYDRAULIC TRANSMISSION**  
EXCLUSIVELY FROM ETESIA

**LARGE-CAPACITY**  
FUEL TANK 85-LITRE

**LARGE AUTONOMY**  
4-LITRE TANK MODEL LKX2

**MULTIPLE MOWING**  
HIGH GRASS MOWING, COLLECTION, MULCHING, THE DUOCUT CONCEPT

**ENGINE POWERS**  
POWERFUL AND FLEXIBLE

**CUTTING HEIGHT**  
INDIVIDUAL ADJUSTMENT ON EACH WHEEL

**REAR WHEEL**  
SEMI-AGRARIAN PROFILE

**DISENGAGEABLE BLADE SYSTEM**  
GRASSBOX EMPTYING WITHOUT STOPPING THE ENGINE

**CAST ALUMINIUM DECK**  
REMOVABLE RUBBER BUMPER

**53 CM CUTTING WIDTH**







### Technical specifications:

Model (L x w x h)*	Pro 53 LH2 (170x57,5x107)	Pro 53 LKX2 (170x57,5x107)
Cutting width	53 cm	
Engine	Honda GXV160 OHV	Kawasaki FJ180V OHV
Nominal rated power** <i>Constructor's maximum rated power</i>	163 cm <sup>3</sup> - 2,7 kW (3,7 HP) 4 kW (5,5 HP)	179 cm <sup>3</sup> - 2,9 kW (3,9 HP) 4,5 kW (6 HP)
Fuel tank capacity	4 L	
Speed	3 forward speed ranges from 0 to 5.5 km/h 1 reverse speed of 4 km/h	
Recommended area	up to 3 000 m <sup>2</sup> per day	
Grassbox capacity	85 L	
Weight	75 kg	77,5 kg
Differential lock	-	✓

(\*) L = Length, w = width h = height (in cm)

(\*\*) at 2 750 rev/min





## Pro 51 Range

Powerful, compact, easy to use, safe, Pro 51 is ideal for a wide range of grass conditions.



### EFFICIENT

- Collection in all conditions (collection concept p.4)
- Mowing thanks to the deflector
- Can be used on slopes up to 20°
- Good grip on slope: the speed can be adapted without the machine "running away" on steep slopes, so the operator is always in control.
- Semiagrarian rear wheel profile

### COMFORTABLE

- Easy access to the grassbox from either side of the machine. Pro 51 handlebar folds, without the use of tools
- Centralised controls on handlebars
- Central cutting height adjustment system from 33 to 88 mm
- Easy emptying of the grassbox and cleaning

### ROBUST

- Cutting deck moulded in one cast aluminium part
- Wheels with bearings
- Aluminium front wheel rims
- Cables encased in a rubber sheath for protection against damage

### ACCESSORIES

TU51E: Grassbox 72 L



**EASY DRIVING**  
FORWARDS

**VIBRATION REDUCTION SYSTEM**  
(MODEL PRO 51D)

**COMFORTABLE HANDLEBAR**  
EASY-TO-REACH AND EFFORTLESS CONTROLS

**RECESSED HANDLEBAR SHAPE**  
KEEPS YOUR HANDS SAFE

**CABLES**  
PROTECTED BY A RUBBER SHEATH

**INTEGRATED RIGID GRASSBOX**  
BOX FILLING INDICATOR  
72 L

**TRANSMISSION**  
MORE COMFORT AND RELIABILITY

**ENGINE POWERS**  
POWERFUL AND FLEXIBLE

**CUTTING HEIGHT**  
CENTRALISED ADJUSTMENT

**REAR WHEEL**  
SEMI-AGRARIAN PROFILE

**DISENGAGEABLE BLADE SYSTEM**  
GRASSBOX EMPTYING WITHOUT STOPPING THE ENGINE

**CAST ALUMINIUM CUTTING DECK**  
REMOVABLE RUBBER BUMPER

**51 CM CUTTING WIDTH**



Ask for a free demonstration



### Technical specifications:

Model (L x w x h)*	Pro 51 X (145x55x110)	Pro 51 D (145x55x110)	Available while stocks last
Cutting width	51 cm		
Engine	Honda GXV160 OHV	B&S 750 Series DOV Ready Start	
Nominal rated power** <i>Constructor's max. rated power</i>	163 cm <sup>3</sup> - 2,9 kW (3,9 HP) 4 kW (5,5 HP)	161 cm <sup>3</sup> - 2,6 kW (3,5 HP) 4,4 kW (6 HP)	
Fuel tank capacity	1,8 L	1 L	
Speed	from 0 to 4,4 km/h		
Recommended area	up to 2 000 m <sup>2</sup> per day		
Grassbox capacity	72 L (optional)		
Weight	59 kg	57 kg	


(\* ) L = Length, w = width h = height (in cm)  
(\*\*) at 2 900 rev/min





## Pro 46 Evolution Range

The Pro 46 professional mower is extremely versatile, and is capable of mowing with or without collection in all conditions, or allowing high-quality mulching.



### EFFICIENT

- The three-in-one mower: capable of mowing with or without collection or allowing high quality mulching, all that without the need for any accessories! (Mulching insert supplied)
- Combination between 100% collection and 100% mulching decks (Duocut concept p.4)
- Very high collection performance as well because the grass is cut finely, even if it is long and wet.

### COMFORTABLE

- Comfortable coating on handlebar, and effortless control
- Disk transmission system: smooth movement, soft start and no maintenance
- Autowash wheels mounted on ball bearings
- Height-adjustable handlebar with three positions and folded position
- Easy emptying of the grassbox and cleaning.

### ROBUST

- Deck made of Xenoy, a light and highly impact-resistant material compared to standard ABS
- Powerful engines fitted with a 4-liter tank.







### Technical specifications:

Model (L x w x h)*	Pro 46 Evolution PKCTM (153x52x100)	Pro 46 Evolution PHCT (153x52x100)	Pro 46 Evolution PHCS (153x52x100)
<b>Cutting width</b>	46 cm		
<b>Engine</b>	Kawasaki FJ 180V KAI OHV	Honda GCVX170 OHV	
<b>Nominal rated power**</b> <i>Constructor's maximum rated power</i>	179 cm <sup>3</sup> - 3 kW (4 HP) 4,4 kW (6 HP)	166 cm <sup>3</sup> - 3,4 kW (3,8 HP) 4 kW (5 HP)	
<b>Fuel tank capacity</b>	4 L	0,9 L	
<b>Speed</b>	4,1 km/h	3,6 km/h	Push mower
<b>Recommended area</b>	up to 1 500 m <sup>2</sup> per day		
<b>Grassbox capacity</b>	56 L		
<b>Weight</b>	52 kg	41 kg	37 kg

(\*) L = Length, w = width h = height (in cm) - (\*\*) at 2 900 rev/min





## Pro 46 The original Range

The PRO 46 models offer the possibility to mow in all conditions with or without collecting. One of the main features of the PRO 46 is the "One Cut" principle. This means that the grass is only cut once before it is fed into the grassbox. The advantages: this considerably reduces consumption and prevents the grass from sticking to the mowing deck, thus avoiding repeated blockage of the channel.



### EFFICIENT

- The PHTS3 is equipped with a single gear, the PHE3 is manually propelled
- Individual cutting height adjustment on each wheel.
- Collecting: the grass is only cut once before it is transported into the grass box. Thus less energy is required and a sticking of the crop to the mowing deck is avoided.
- Mowing high grass: turn your lawn mower into a high grass mower, by using the catcher from the container. Mows high and wet grass.
- Mulching set as option

### COMFORTABLE

- Easy to start and reliable
- Reduced volume and vibration
- Easy to maintain

### ROBUST

- Equipped with the latest Honda engine - GVCX 170
- Mowing deck made of XENYO®







### Technical specifications:

Model (L x w x h)*	Pro 46 PHTS3 (142,5x52x103,5)	Pro 46 PHE3 (142,5x52x103,5)
Cutting width	46 cm	
Engine	HONDA GCVX 170	
Nominal rated power** <i>Constructor's maximum rated power</i>	166 cm <sup>3</sup> - 3,4 kW (4,6 HP) 3,6kW (5,8 HP)	
Fuel tank capacity	0,91 L	
Speed	3,4 km/h	Push mower
Recommended area	up to 1 500 m <sup>2</sup> per day	
Grassbox capacity	52 L	
Weight	37 kg	32 kg

(\* ) L = Length, w = width h = height (in cm) - (\*\*) at 2 900 rev/min





## Duocut 46 N-ERGY 2

The battery-operated DUOCUT N-ERGY walk behind mowers give professional users a means for efficient, clean and cost-effective mowing. These are topof-the-range multifunctional mowers: they are ecological, compact, rugged and efficient.

It provides the benefits of electric mowers without their drawbacks. Silent with no more power cord.



Mulching



Collection



Long grass mowing

### EFFICIENT

- Ecological: no pollutant emissions.
- Cost-effective: You save a third of the energy consumption costs compared to petrol, with low maintenance (no spark plug, filter or engine oil).
- Cutting deck: A cross between 100 % collection and 100 % mulching decks offering very high collection performance and excellent mulching results.

### COMFORTABLE

- Silent and stable: Acoustic pressure 79 dB(A) and handle vibration <math><2 \text{ m/s}^2 \text{ (ahw)}</math>. Greatly reduces noise and physical stress (MSDs: muscu-loskeletal disorders)
- Ergonomic and easy to use: Simple and intuitive controls with comfortable coating, less force required for holding the controls.

### ROBUST

- Very rugged reinforced casing: lightweight and stronger than synthetic materials such as standard ABS
- Brushless electric engine powered by an 82 V/5 Ah lithium-polymer battery.





Ask for a free demonstration



### Technical specifications:

<b>Model</b> (L x w x h)*	<b>Duocut 46 N-ERGY 2</b> <b>PABCTS (152x51x94)</b>	Available while stocks last
<b>Cutting width</b>	46 cm	
<b>Engine</b>	Brushless electric engine powered by an 82V/5Ah lithium-polymer battery	
<b>Speed</b>	from 0 to 3,5 km/h	
<b>Cutting height</b>	Centralised with 7 positions from 28 to 88 mm	
<b>Recommended area</b>	up to 1 500 m <sup>2</sup> per day	
<b>Weight</b>	36 kg	

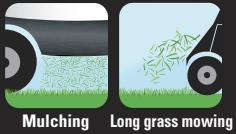
(\* ) L = Length, w = width h = height (in cm)





## Biocut 53

The powerful, high-performance mower Biocut 53 ensures a quick, clean, environmentally-friendly cut. The mulching cover can be removed to convert the Biocut 53 into a direct rear ejection mower, which is highly efficient in tall and wet grass.



### EFFICIENT

- Mulching and grasscutting: Etesia's cutting deck design with new profiled Biocut® blade lifts the grass before it is cut. The clippings are retained in the cutting deck and recut several times before being ejected as fine particles onto the turf where they will decompose naturally.

A quick, clean, environmentally friendly cut.

- **BIOCUT Concept:** thanks to the removable shutter, the Biocut 53 turns into a mowing with rear discharge, in order to be efficient even in high grass.

### COMFORTABLE

- Intuitive: centralised controls on handlebars

- Easy to transport

- Handlebar fully adjustable so it can also be folded

- Safety: large blade brake system stops the blade in 3 seconds after releasing the operating lever.

### ROBUST

- Powerful Kohler engine delivers 3,1HP cutting, the machine's controls can be set on the economy position for lower fuel consumption

- Transmission movement with 3 speed,







### Technical specifications:

<b>Model</b> (L x w x h)*	<b>Biocut 53 ME53C</b> (149x56x98)
<b>Cutting width</b>	53 cm
<b>Engine</b>	Kohler XT Series 7.75
<b>Nominal rated power**</b> <i>Constructor's maximum rated power</i>	173 cm <sup>3</sup> - 3,1 kW (4,2 HP) 3,6 kW (5,2 HP)
<b>Fuel tank capacity</b>	1,4 L
<b>Speed</b>	centralised cutting height with 3 positions: from 0 to 4,6 km/h
<b>Cutting height</b>	Infinitely-cutting height ad- justment from 25 to 88 mm
<b>Recommended area</b>	up to 3 000 m <sup>2</sup> per day
<b>Weight</b>	43 kg

(\* ) L = Length, w = width h = height (in cm)  
(\*\*) at 3 000 rev/min



M O W E R S

## Pedestrian domestic Garden Range



**3**  
YEARS  
WARRANTY  
*Domestic use*




**Duocut 53**

**p 54 - 55**

**Duocut 46**

**p 56 - 57**



Duocut cutting deck



Comfortable handlebar



Centralised cutting height

- Recommended area: up to 3,000 m<sup>2</sup> per day
- Mowing with collection, mulching, high grass mowing
- 2 cutting width : 46 and 53 cm
- Push and selfpropelled mowers





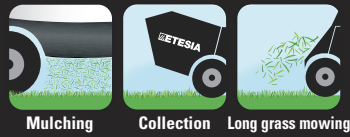




## Duocut 53 Petrol Range

The Duocut 53 lawnmower is the big sister of the Duocut range: wider cutting width, more powerful and more robust. Ideal for large gardens.

*Available while stocks last..*



### EFFICIENT

- High performance thanks to its exclusive cutting deck which includes the Duocut concept (p.4)
- Very high collection performance as well because the grass is cut finely, even if it is long and wet

### COMFORTABLE

- Kawasaki motor with Easy-Start
- Simple and intuitive controls with a soft coating
- Wheels with self-cleaning profiles and ball bearings
- Easy to transport: Height-adjustable handle bar with three positions and a folded position
- Silent: low (84 dB(A)) acoustic pressure at the driving seat, and also low acoustic power (96 dB(A) guaranteed) and handlebar vibrations (4 m/s<sup>2</sup> (ahw))
- Sure: recessed handlebar shape to keep your hands safe while mowing close to an obstacle (wall, tree etc.)

### ROBUST

- Deck made of Aluminium, a highly impactresistant material compared to standard poly propylene and ABS
- Mower with a 3 years domestic warranty and deck with a 10 years warranty for domestic users.



**COMFORTABLE HANDLEBAR**  
EASY-TO-REACH AND EFFORTLESS CONTROLS

**RECESSED HANDLEBAR SHAPE**  
KEEPS YOUR HANDS SAFE

Powered by **Kawasaki**  
**ENGINE POWERS**  
POWERFUL AND FLEXIBLE

**LARGE AUTONOMY**  
4-LITRE TANK

**INTEGRATED RIGID GRASSBOX**  
BOX FILLING INDICATOR 80 L

**CUTTING HEIGHT**  
CENTRALISED ADJUSTMENT FROM 25 TO 85 MM

**MULTIPLE MOWING**  
HIGH GRASS MOWING, COLLECTION, MULCHING, THE DUOCUT CONCEPT

**DISENGAGEABLE BLADE SYSTEM**  
GRASSBOX EMPTYING WITHOUT STOPPING THE ENGINE

**ALUMINIUM CUTTING DECK**

**53 CM CUTTING WIDTH**





Ask for a free demonstration



### Technical specifications:

<b>Model</b> (L x w x h)*	<b>Duocut 53 LKCGM</b> (171x56x100)	Available while stocks last
<b>Cutting width</b>	53 cm	
<b>Engine</b>	Kawasaki FJ180V KAI	
<b>Nominal rated power**</b> <i>Constructor's maximum rated power</i>	179 cm <sup>3</sup> - 3 kW (4,1 HP) 4,4 kW (6 HP)	
<b>Speed</b>	2,7 - 3,5 - 4,5 km/h	
<b>Theoretical output ***</b>	2 385 sqm/h	
<b>Grassbox capacity</b>	80 L	
<b>Weight</b>	64 kg	

(\* ) l = Length, w = width h = height (in cm)

(\*\* ) at 2 900 rev/min

(\*\*\*) According to the mowing conditions (maximum mowing calculation x cutting width = theoretical output)






## Duocut 46 Petrol

The Duocut 46 mowers are extremely versatile, and are capable of mowing with or without collection in all conditions, or allowing high-quality mulching. And they do all that with no need for an accessory!

*Available while stocks last.*



### EFFICIENT

- Mulching, Conventional mowing with or without collection, It's up to you. That high performance is possible thanks to the Duocut concept (p.4)
- The grass is maximally compacted into the grassbox
- Slopes < 18% or 10°

### COMFORTABLE

- Height-adjustable handlebar with three positions and a folded position
- Comfortable coating on handlebar, and effortless control
- Silent and stable: with low (84 dB(A) acoustic pressure at the driving seat, and also low acoustic power (96 dB(A) guaranteed) and handlebar vibrations (3 m/s<sup>2</sup> (ahw))
- Recessed handlebar shape to keep your hands safe while mowing close to an obstacle (wall, tree etc.)
- Blade clutch (RMHB)

### ROBUST

- Deck made of Xenoy, a highly impact-resistant material compared to standard polypropylene and ABS
- Mower with a 3 year domestic warranty and cutting deck with a 10 years warranty for domestic users
- Wheels with ball bearings





Ask for a free demonstration



### Technical specifications:

<b>Model</b> (L x w x h)*	<b>Duocut 46 RMCS</b> (152x51x94)	Available while stocks last
<b>Cutting width</b>	46 cm	
<b>Engine</b>	Kohler XT Serie 675 OHV	
<b>Nominal rated power**</b> <i>Constructor's maximum rated power</i>	149 cm <sup>3</sup> - 2,5 kW (3,4 HP) 3,6 kW (5,2 HP)	
<b>Speed</b>	Push mower	
<b>Theoretical output***</b>	1 380 sqm/h	
<b>Grassbox capacity</b>	56 L	
<b>Weight</b>	36 kg	

(\* ) l = Length, w = width h = height (in cm) - (\*\* ) at 2 900 rev/min  
(\*\*\*) According to the mowing conditions (maximum mowing calculation x cutting width = theoretical output)



# Attila Range



<b>Range</b>	<b>p 58 - 60</b>
<b>Technical specifications</b>	<b>p 61</b>
<b>Attila SKD</b>	<b>p 62</b>
<b>Accessories</b>	<b>p 63</b>
<b>Attila AK60/AH75</b>	<b>p 64 - 65</b>



Comfortable



Powerful engines



Efficient transmissions



Robust chassis



- Recommended area: up to 10,000 m<sup>2</sup> per day
- Mowing, brush cutting
- Extended chassis for more comfortable seating
- Differential lock









## Attila Range

While they keep their robustness and security, the Attila brushcutters are more performant and comfortable with a more performant motorisation and a new design. More than ever, their output and efficiency qualify them as a quality product.

The Attila AK98X and AV98X are the 4x4 versions with a powerful motorisation (24 HP). On the other hand, the Attila AK88, is identified by its small size. It is a master-key machine, ideal for clearing orchards and vineyards.



### EFFICIENT

- Stability: low centre of gravity, 4 wheel drive (AK98X) plus heavy-tread tyres and differential lock (AK98) provide greater stability on slopes up to 30%
- Exceptional theoretical output

### COMFORTABLE

- Strengthened structure welded tubular chassis for a better driving position
- The electric start offers a high comfort level, easily adjusted cutting height, rack and pinion steering, plus hydrostatic drive. Special attention has been paid to sound and vibration levels to reduce them to a very low level
- Flexible and easy to use: thanks to the hydrostatic transmission (AK98X-98) and hydro-mechanical transmission (AK95-88)
- Cutting height adjusted by centralised lever with 8 work positions (from 50 to 120 mm) + 1 transport position
- Safety: It is fitted with a parking brake, mechanical blade clutch, operator presence safety switches, front and side mud-flap protection, and a safety lock and overflow on the large-capacity petrol tank
- Front disc brake of front wheels (AK98, 95 and 88)
- Brush Guard (option)
- Armrest (optional for AK88 and AK95)

### ROBUST

- Reinforced welded tubular chassis and a robust cutting deck with side ejection
- powerful Kawasaki engine 11,7 to 17,2 kW.







### Technical specifications:

Model (L x w x h)*	Attila AV98X (202x107x100)		Attila AK98X	Attila AK98	Attila AK95 (200x107x100)	Attila AK88 (192x98x100)
Cutting width	98 cm			95 cm		88 cm
Engine	Briggs & Stratton Vanguard	Kawasaki FS691V 4-Stroke OHV twin cylinder (Petrol)		Kawasaki FS651V 4-Stroke OHV twin cylinder (Petrol)		
Displacement/Power**	724 cm <sup>3</sup> - 17,2 kW (23 HP)	726 cm <sup>3</sup> - 17 kW (24 HP)	726 cm <sup>3</sup> - 15,4 kW (22 HP)	603 cm <sup>3</sup> - 13,4 kW (18 HP)	603 cm <sup>3</sup> - 11,7 kW (16 HP)	
Maximum operating rate	3 600 rev/min	3 300 rev/min	3 300 rev/min			
Fuel tank capacity	12 L					
Transmission	hydrostatic 4 wheel drive			hydrostatic differential lock 2 wheel drive		
Dynamic brake	hydraulic front back			hydraulic on the back + disc brakes on the front wheels		
Speed	Forward 0 to 10 km/h Reverse 0 to 8 km/h	Forward 0 to 10 km/h Reverse 0 to 7 km/h	Forward 0 to 12 km/h Reverse 0 to 10 km/h		Forward 0 to 10 km/h Reverse 0 to 7 km/h	
Recommended area	up to 10 000 m <sup>2</sup> per day					
Clutch-operated blade	by mechanical system, belt tension					
Adjustment of cutting height	centralised lever with 7 work positions (50 to 120 mm)+ 1 transport position					
Slope indicator	✓			-		
Weight	350 kg	356 kg	327 kg	322 kg	306 kg	
Differential lock	-		✓	✓		

(\* ) l = Length, w = width h = height (in cm) - (\*\* ) Nominal power at maximum operating rate





See on the website



## Attila SKD

Effective on uneven terrain and steep slopes (30%). Silent and low vibration. This is also available with optional dual rear wheels for additional stability.

### EFFICIENT

Excellent driveability and stability: wheels with an agrarian profile, and also a very low centre of gravity and optimised weight distribution, differential lock. Effective on uneven terrain and steep slopes (30%)

### COMFORTABLE

- The seat has armrests and moves forward and back on a rail for adjustment, the seat suspension firmness is adjustable, as is the steering wheel tilt
- Centralised adjustment of the cutting height from 44 to 102 mm
- Silent: with low (85 dB(A) acoustic pressure at the driving seat, and also low handlebar vibrations

### ROBUST

- Mastershock cutting deck with rear ejection and mud-flap protection
- 9,6 kW Kawasaki motor, high efficiency with a 9-liter tank
- Reinforced hydrostatic transmission

### VERSATILE

- Available accessories: scarifier, spreader, twin rear wheels... (p.63).



### Technical specifications:

Model (L x w x h)*	Attila SKD (201x97x99)
Cutting width	85 cm
Engine	Kawasaki FS481V 4-stroke OHV - 2 cylinders (Petrol)
Displacement/Power **	603 cm <sup>3</sup> - 9,4 kW (13 HP)
Maximum operating rate	3 000 rev/min
Fuel tank capacity	10 L
Transmission	hydrostatic on the 2 rear wheels
Speed	F: 0 to 10 km/h - R: 0 to 7 km/h
Recommended area	up to 10 000 m <sup>2</sup> per day
Clutch-operated blade	by electromagnetic clutch
Adjustment of cutting height	centralised with 5 positions from 5 to 120 mm
Weight	300 kg

(\* ) L = Length, w = width h = height (in cm)

(\*\* ) Nominal power at maximum operating rate

Ask for a free demonstration





## Attila SKD ACCESSORIES



### GREEN SPACE MAINTENANCE



**MM103: Scarifier\***

- Working width 80 cm
- It allows your lawn to breathe by ridding it of the moss that suffocates it
- For wet and shaded plots



**MET: Spreader**

- Capacity: 60 litres
- Put salt or sand in winter



**ER85: Dual wheel Kit**

- Thanks to the optional dual wheels, Attila SKD passes where the others trespass

### SNOW EQUIPMENT



**MV103: Snow plough\***

- The snow plough and snow chains enables you to use your H100 III for snow clearance.
- Manual right/left and height adjustment

*\*Requires a mounting bracket (ML85)*





See on the website



## Attila AK60/AH75 Range

The new Attila 60 and 75 pedestrian brush cutters are designed for work in the most difficult conditions. They are ideal for holiday homes, meadows, orchards, fallow land, roadsides and shores.



### EFFICIENT

- Heavy-duty brush cutting (up to Ø30 with AH75 and Ø20 with AK60).
- Mowing on the most difficult slopes (up to 20° for AK60 and 30° for AH75) thanks to the hydraulic transmission with a differential lock.
- Two idlers that can be locked without a tool for improved stability on slopes in the AH75.

### COMFORTABLE

- The differential lock can be engaged without interrupting movement.
- Parking brake for safe immobilisation.
- All the operating controls are available from the operating position for convenience and safety.
- Central handle that allows easier access to low controls (parking brake, forward transmission bypass, engine starter), with full protection for cables (no visible cable).

### ROBUST

- The machine can be moved into the vertical position to gain access to the cutter blade for maintenance and cleaning.
- Rugged and reliable engines: engine crank shaft mounted on bearings, cast iron jacket for better.





Ask for a free demonstration



### Technical specifications:

Model (L x w x h)*	Attila AK60 (210x77x114)	Attila AH75 (213x85x114)
Cutting width	60 cm	75 cm
Engine	Kawasaki FJ180V OHV	Honda GXV 390 OHV
Displacement/ Power **	180 cm <sup>3</sup> - 3,3 kW	390 cm <sup>3</sup> - 7,5 kW
Fuel tank capacity	4 L	2,1 L
Speed	Forward 0 to 5 km/h Reverse 0 to 2 km/h	
Recommended area	up to 3 000 m <sup>2</sup> per day	
Adjustment of cutting height	centralized on handlebars on 3 positions 50, 75 and 100 mm	
Weight	122 kg	148 kg

(\*) L = Length, w = width h = height (in cm) - (\*\*) 3000 at 3300 rev/min





<b>Range</b>	<b>p 66 - 67</b>
<b>Scarifier MSC45</b>	<b>p 68</b>
<b>Weeder MBR50</b>	<b>p 69</b>
<b>Electric wheelbarrow DONKY</b>	<b>p 70</b>
<b>Accessories</b>	<b>p 71</b>
<b>Traction vehicle Bahia Electric VTE</b>	<b>p 72</b>
<b>Accessories</b>	<b>p 73</b>











See on the website



# MSC 45

## For a healthier and more resilient lawn

The ETESIA scarifier with blades is designed to perform a double action on your lawn: removing thatch and moss as well as raking weeds and plant debris. Once the scarification process is complete, air, water, and nutrients can reach the root zone more easily.



### EFFICIENT

- Split resistant rear deflector
- Continuous depth adjustment
- Work unit quickly interchangeable (no need for tools)

### COMFORTABLE

- Curved hand grips for operator comfort
- Roller bearing wheels with a cleaning system that ensures a constant working depth
- Throttle lever with work position and slow position

### ROBUST


- Steel rims with ball bearings
- Stable deck in multi-layer steel sheet that enables to work with difficult conditions

### VERSATILE

Can be equipped with a spring blade (moss remover function intended to be used on fine turf areas)

### ACCESSOIRES

- MZ45R: Interchangeable shaft spring blades
- MZ45C: Interchangeable shaft with fixed blades.



### Technical specifications:

Model (L x w x h)*	MSC 45 (140x69x107)
Cutting width	45 cm
Engine	Honda GX160
Displacement/Power **	163 cm <sup>3</sup> - 4 kW (5,5 HP)
Fuel tank capacity	1,4 L
Speed	Forward 0 to 6 km/h Reverse 0 to 3 km/h
Recommended area	up to 3 000 m <sup>2</sup> per day
Weight	45 kg

(\* ) l = Length, w = width h = height (in cm)

(\*\*) at 3 600 rev/min

Ask for a free demonstration





WEEDER



2 YEARS WARRANTY Commercial use

See on the website



# MBR50

The new MBR50 mechanical weeder is an effective solution for weeding pavements, drives and car parks without harming the environment.



### EFFICIENT

- Folding side guard that makes it easier to work on pavement edges and passages close to walls.
- Braided wires that can be individually replaced with no tools.

### COMFORTABLE

- Folding, ergonomically shaped handle.
- Height adjustable front wheel (optional).

### ROBUST

- Wheel on steel rims with lock or differential allowing quick changes with no tools.
- Compact and lightweight.

### ACCESSORIES

- MBR50R : front wheel



### Technical specifications:

Model (L x w x h)*	MBR50 (185x70x80-115)
Cutting width	50 cm
Engine	Honda GXV 160
Fuel tank capacity	1,4 L
Transmission	Push mower
Engine Power	3,6 kW
Recommended area	up to 3 000 m <sup>2</sup> per day
Weight	55 kg

(\* ) L = Length, w = width h = height (in cm)

Ask for a free demonstration







See on the website



## Electric wheelbarrow Donky

With the new Donky electric tool carrier, Etesia makes everyday work easier. Gone are the days when heavy loads had to be moved by hand and the pollution from petrol wheelbarrows directly burdened users with exhaust fumes and additional high fuel costs.

DONKY is not only comfortable, ecological and quiet, but also, thanks to its wide range of options, a true tool carrier that can be used all year round for various jobs: transport (also of liquids), winter maintenance, lawn care...



### 100% ELECTRICAL

- Ecological: no pollutant emissions
- Quiet: Movement and work in absolute silence. This enables use even in sensitive areas as there are no there is noise pollution for users or residents.
- Economical: the costs for one hour of use of the electric wheelbarrow are around 0,12€ net, depending on Mode of use.

### EFFICIENT

- A real workhorse: up to 280 kg or 180 liters at once (400 Liter with sidewall MBER), whereby the emptying with central lever is supported.

### COMFORTABLE

- Compact and agile, thanks to its electric drive, it does not require any effort on your part, thus reducing the risk reduced by herniated discs or muscle damage can.
- The drive is controlled with the thumb on the handle, there is a knob that controls the Forward and reverse gear changes. Opening and closing by Electronics is made possible. The bypass is operated manually.

### ROBUST

- Strong motor power of 1700W, the electronic control and its drive wheels in the agricultural profile, give it an indestructible strength and an incomparable endurance also in the most difficult terrain, even on slopes.
- Depending on working conditions, a single charge is sufficient for one or two working days.



### Technical specifications:

Model (L x w x h)*	Donky MBEB (172,2x90x102,7)
Motor	Electric 1 700 W
Battery set voltage	48 V – 38 Ah
Autonomy	1 to 2 working days
Speed	Forward 0 to 6 km/h Reverse 0 to 3 km/h
Battery	Lead Acid
Charger	100 - 240V / 48V, 5A
Brake	Dynamic brake + electric parking brake
Weight	170 kg
Maximum loading	250 kg
Capacity maxi dump	180 L (400 L with optional side rails)
Capacity tank	85 L (with 1" valve incorporated)

(\* ) L = Length, w = width h = height (in cm)

#### SMOOTH MOVEMENT

ELECTRIC MANAGEMENT TWO FORWARD SPEED RANGES AND A REVERSE MOVEMENT CONTROLLED VIA A JOYSTICK

#### STRONG

MOVES UP TO 250 KG

#### 100% ELECTRIC TRANSMISSION

- ZERO EMISSIONS
- COST EFFECTIVE
- LOW VIBRATIONS

#### SIGNIFICANT AUTONOMY

1-2 WORKING DAYS

#### POWERFUL

1 700 W MOTOR

#### RECESSED HANDLEBAR SHAPE



#### IMPRESSIVE CAPACITY TO MOVE

POWERFUL ENGINE+DRIVING WHEELS WITH AGRARIAN PROFILE





**MBBR**



Equipped with the tank container, up to 280 kg or 180 liters can be transported at once (400 liters with side walls MBER), whereby emptying is supported by a central lever. The tank integrated into the tub allows you to transport 85 liters of liquid, which you can drain via a drain cock or spray lance (not included).

**MBBT**



With the sheet metal tub, you can move up to 280 kg or 250 liters in one operation. Emptying is supported by a central lever. Thanks to the robust tub you can transport materials like gravel or stones.

**MBPB**



With the wooden board of the DONKY® electric tool carrier, you can move up to 280 kg in one operation. With this stable carrier, you can transport heavy materials such as flower pots, soil bags or other heavy materials.



**GREEN SPACE MAINTENANCE**



**MBER: Folding side panels**

- Allows to go from a volume of 180 to 400 liters
- Folded up, they can be used as a work surface or transport tray



**MM103: Scarifier\***

- Working width 80 cm
- It allows your lawn to breathe by riding it of the moss that suffocates it
- For wet and shaded plots

**SNOW EQUIPMENT**



**MV80N3: Snow plough\***

- Working width : 100 cm
- Snow plough to clear snow from your paths and pavements fast
- Manual right/left and height adjustment

\*Requires a mounting bracket for the use of the scarifier and the snow plough.





See on the website



## Traction vehicle **Bahia Electric VTE**

The VTE from the Bahia electrical range is a real multifunctional vehicle, it is compact, silent, cost-effective and environmentally friendly. It offers you a professional and innovating solution for your maintenance and transportation tasks all year round. With a tow bar, the VTE is turned into a silent and clean towing vehicle that goes everywhere, ideal for public places and enclosed spaces.



### EFFICIENT

- Environmentally friendly: zero emissions
- Economic: the hourly cost of use of an electric towing vehicle ranges between 0.09 €/h excl. VAT depending on its use
- Our electric towing vehicle has AGM batteries that require no maintenance.

It is guaranteed up to 500 cycles, is fully independent and can be recharged from the mains in only six hours. Recharging with solar panel is also possible. The movement transmission requires no maintenance

### COMFORTABLE

- Lightweight and compact: it will allow you to get into every nook and cranny, going everywhere in silence and comfort
- Its ultralight weight leaves no mark on the ground, particularly on lawns

### POSSIBLE TYPES OF USERS

Versatility coupled with its discretion and compactness enable the VTE to have many possibilities for use: hotel business, tourist sites, roadworks, nursery, industrial, gardeners, organic farming, campsites, train stations



### Technical specifications:

Model (L x w x h)*	Bahia VTE (173x79,5x121)
Motor	Electric
Power	1,7 kW - 48 V
Battery	4 x 12 V - 110 Ah
Type	AGM, lead acid
Charger	220V / 48V, 10 Ah
Working autonomy	up to 8 h
Speed	forward/reverse 0 to 8 km/h
Weight	275 kg

(\* L = Length, w = width h = height (in cm))

### EXTREMELY COMPACT

(1,21 x 1,73 x 0,79 M)

### MOBILE POWER SOURCE

EQUIPPED WITH ITS CONVERTER (OPTION)

### 100% ELECTRIC DRIVE AND BLADE TRANSMISSION

- 0 EMISSIONS
- SILENT MOVEMENTS
- VERY HIGH VERSATILITY

### ROBUST CHASSIS

WELDED, EPOXY PAINT FINISH

### HIGH-PERFORMANCE TOWING

3 TONS ON FLAT TERRAIN  
1 TONNE SLOPE UP TO 10%

### MULTIFUNCTION

MANY ACCESSORIES







## ACCESSORIES Bahia VTE



### GREEN SPACE MAINTENANCE



**MM103: Scarifier**

- Working width 80 cm
- It allows your lawn to breathe by ridding it of the moss that suffocates it
- For wet and shaded plots

**MET: Spreader**

- Capacity: 60 litres
- Put salt or sand in winter

### TRANSPORT



**Tow bar (standard)**

The standard VTE tow bar will pull different trailers as well as the MET spreader (for salt, grit, seeds and fertilizers).

**OMP80: Luggage rack (\*)**

- Factory-installed only

### SNOW EQUIPMENT



**MV80N3 : Snow plough**

- Working width 100 cm

### MOBILE POWER SOURCE



**OMCE80: Electric converter (\*) (\*\*)**

• With its converter, the Bahia VTE becomes a mobile power source, to which you can connect a large number of wired electrical devices (power < 700 W). The machine will enable you to carry out a number of tasks all over the space.

(\*) Requires a mounting bracket for the use of the scarifier and the snow plough.

(\*\*) Requires luggage rack.





13, rue de l'Industrie  
67160 WISSEBOURG  
Tél. : +33 (0)3 88 54 89 00  
Fax : +33 (0)3 88 94 06 24  
sales@etesia.com  
www.etesia.com

ETESIA SALES & SERVICE DEALER