



# OUR RANGE

YOUR SPECIALIST FOR PERFECT CLEANLINESS IN INDUSTRY, AGRICULTURE, TRADE, HOME AND GARDEN

**A COMPANY WITH A LONG TRADITION:** EHRLE has been one of the leading manufacturers of high-pressure cleaners and car wash systems in Europe since 1961. The product portfolio ranges from stationary and mobile high-pressure cleaners, each in cold water and hot water versions, to self-service car wash systems, other cleaning equipment for the self-service car wash, industrial vacuum cleaners, cleaning and care products and application-specific accessories.



Over **130** different models with application-specific accessories:



**6000** installed systems in Europe:



The right cleaning and care products for **every application area**



Our complete product range is produced in our three factories in Germany, because our commitment applies to every product: **Quality made in Germany!**  
For more information our EHRLE Team will answer any of your questions.





# EHRLE HIGH PRESSURE CLEANER

COLD WATER VERSION + ACCESSORIES | MOBILE AND STATIONARY

## Cold water, mobile Series 2x2



KD523 **Standard**



KD523 **Premium**

## Cold water, mobile Series 3x3



KD623 **Standard**  
KD823 **Standard**  
KD940 **Standard**



KD623 **Premium**  
KD823 **Premium**  
KD940 **Premium**

## Cold water, mobile Series 3x3



KD1040 **Standard**  
KD1240 **Standard**



KD1040 **Premium**  
KD1240 **Premium**

## Cold water, mobile Series 4x4



KD1140 **Standard**  
KD1340 **Standard**



KD1140 **Premium**  
KD1340 **Premium**  
KD1840 **Premium**  
KD1540 **Premium**  
KD2040 **Premium**

## Accessories Hose reel



Hose reel  
**without** HD-Hose



Hose reel  
**with** HD-Hose

## Accessories High-pressure hose



High pressure hoses **10-40m** with  
kink protection on one or both sides

## Cold water, mobile, petrol-fuelled Series KDB



KDB1240 **Standard**  
KDB1540 **Standard**



KDB1240 **Premium**  
KDB1540 **Premium**

## Cold water, mobile diesel-fuelled Series KDD



KDD1240 **Standard**



KDD1240 **Premium**



# EHRLE HIGH PRESSURE CLEANER



HOT WATER VERSION | MOBILE UND STATIONARY

**Hot water, mobile, oil heated**  
Series Etronic I



HD523 **Standard**

**Hot water, mobile, oil heated**  
Series Etronic I



HD623 **Standard**  
HD823 **Standard**



HD623 **Premium**  
HD823 **Premium**

**Hot water, mobile, oil heated**  
Series Etronic II



HD823 **Standard**  
HD940 **Standard**



HD823 **Premium**  
HD940 **Premium**

**Hot water, mobile, oil heated**  
Series Etronic II



HD1140 **Standard**  
HD1240 **Standard**



HD1140 **Premium**  
HD1240 **Premium**



HDE840 **Standard 12kW**  
HDE840 **Standard 18kW**  
HDE840 **Standard 24kW**



HDE840 **Premium 12kW**  
HDE840 **Premium 18kW**  
HDE840 **Premium 24kW**

**Hot water, mobile, oil heated**  
Series HDB



HDB1240 **Standard**  
HDB1540 **Standard**



HDB1240 **Premium**  
HDB1540 **Premium**

**Hot water, mobile, oil heated**  
Series HDD



HDD1240 **Standard**



HDD1240 **Premium**



# EHRLE HIGH PRESSURE CLEANER



COLD WATER VERSION | STATIONARY

**Cold water, stationary**  
Series KS

**Cold water, stationary**  
Series KS

**Cold water, stationary**  
Series KS



KS823 **Standard**



KS823-**INOX**



KS1140 **Standard**

**Cold water, stationary**  
Series KS

**Floor frame for KS**  
Steel version

**Floor frame for KS**  
Stainless steel version



KS1140-**INOX**



Floor frame **with**  
hose reel **steel**



Floor frame **with**  
hose reel **stainless steel**

**Cold water, stationary**  
Series KSM-INOX

**Cold water, stationary**  
Series KSM-INOX



KSM1840-**INOX**  
KSM2740-**INOX**



KSM3640-**INOX**  
KSM4540-**INOX**  
KSM5440-**INOX**



# EHRLE HIGH PRESSURE CLEANER

HOT WATER VERSION | STATIONARY

**Hot water, stationary, oil heated**  
Series HSC



HSC823 **Standard**  
HSC1140 **Standard**  
HSC1240 **Standard**

**Hot water, stationary, oil heated**  
Series HSC



HSC823-**INOX**  
HSC1140-**INOX**  
HSC1240-**INOX**

**Hot water, stationary, electric heated**  
Series HSC



HSC840-**INOX 24kW**  
HSC1140-**INOX 30kW**

**Hot water, stationary, gas heated**  
Series HSC-INOX



HSC1140-**INOX Gas**

**Additional kit: integrated hose reel**  
Series HSC



Additional kit: **integrated hose reel for HSC**

**Hot water, stationary, oil heated**  
Series HSC with frost protection



HSC1140 **FR Oil**  
HSC1240 **FR Oil**

HSC1140-**INOX FR Oil**  
HSC1240-**INOX FR Oil**

**Hot water, stationary, electric heated**  
Series HSC with frost protection



HSC840-**INOX FR 24kW**

**Hot water, stationary, electric heated**  
Series HSC with frost protection



HSC1140-**INOX FR 30kW**

**Additional kit: integrated hose reel**  
Series HSC frost protection



Additional kit: **integrated hose reel for HSC frost protection**



# EHRLE HIGH PRESSURE CLEANER

COLD WATER VERSION FOOD-AREA | MOBILE



## Cold water, mobile Series 3x3-Food



KD940-F Standard

KD940-F Premium

## Cold water, mobile Series 4x4-Food



KD1140-F Standard

KD1140-F Premium

## Hot water, mobile Series HDE-Food



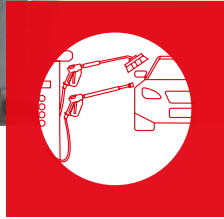
HDE840-F Standard 24kW

HDE840-F Premium 24kW

## Accessories High-Pressure Hose



High-pressure hoses for food area,  
**10-40m** long, with kink protection  
on one or both sides



# EHRLE CARWASH SYSTEMS

OVERVIEW OF WASHING SYSTEM OPTIONS

**Steel construction Standard**  
Variant car wash design



**Steel construction SmartLine**  
Variant car wash design



**Steel construction DesignPro**  
Variant car wash design



**Steel construction Waschheld**  
Variant car wash design



**Steel construction Waschheld**  
With EHRLE HeatStorage



**Vaccum Cleaner steel construction**  
For vacuum cleaners or mat cleaners



**Steel construction Waschheld**  
For commercial vehicles and camper vans



**Steel construction Waschheld**  
Easy access for roof cleaning



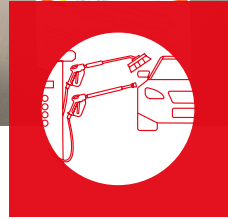
**Steel construction Standard**  
Colour according to customer preference





# EHRLE CARWASH SYSTEMS

TECHNIC | CARWASH



**Carwash, gas-, oil-, electrical heated or district heating**  
JetWash/JetWash PLUS (Outdoor)



JetWash  
1-3 Wash places



JetWash PLUS  
1-3 Wash places



CarWash PLUS  
2-4 Wash places

**Carwash, electrical heated**  
SmartWash (Outdoor)



SmartWash  
1 Wash place

**Carwash, electrical heated**  
SmartWash PLUS (Outdoor)



SmartWash PLUS  
1 Wash place

**Carwash Technic**  
CompactLine (Indoor)



CompactLine  
2-8 Wash places

**Carwash Technic**  
ModulLine (Indoor)



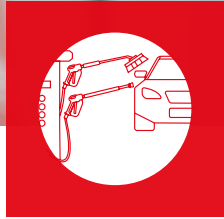
ModulLine  
1-12 Wash places

For technical rooms or rooms provided by the customer

For technical rooms or rooms provided by the customer


# EHRLE CARWASH SYSTEMS

HOT WATER HEATING | TERMINALS | CONTAINERS



## Hot water Heatsystem

LCE Gas



LCE Gas  
50-85kW

LCE Gas  
105-160kW

## Hot water Heatsystem

LCE Oil



LCE Oil  
55kW

LCE Oil  
110kW

## Hot water Heatsystem

LCE Electric



LCE Electric **37kW**  
LCE Electric **49kW**

## Hot water Heatsystem

SLM Storage tank



SLM I **55kW**  
SLM II **105kW**  
SLM III **160kW**

## Operating terminals

LCE and SafePanel



LCE Terminal  
1-10 system variants

SafePanel Terminal  
1-10 system variant

## POS system

CentralPay or Changer



CentralPay

Changer

## Technic Container (stainless steel)

Sandwich with thermal insulation



Stainless steel Sandwich  
Technic Container  
with thermal insulation

## Technic Container (stainless steel)

Double Sandwich with thermal insulation



Stainless steel double  
Sandwich Technic Container  
with thermal insulation

## Technic Container (concrete)

Precast concrete element + thermal insulation



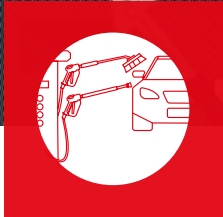
Concrete precast  
Technic Container

Concrete precast  
Technic Container **with full  
thermal insulation**




# EHRLE SELF-SERVICE CARWASH

MULTITERMINAL, MATCLEANER AND SELF-SERVICE VACUUM CLEANER



## MultiTerminal Version 4in1 Tire inflator



MultiTerminal  
Version 4in1 MONO

MultiTerminal  
Version 4in1 DUO

## MultiTerminal Version 4in1 Tire shine



MultiTerminal  
Version 4in1 MONO

MultiTerminal  
Version 4in1 DUO

## MultiTerminal Version 5in1



MultiTerminal  
Version 5in1 MONO

MultiTerminal  
Version 5in1 DUO

## MultiTerminal Version 6in1



MultiTerminal  
Version 6in1 MONO

MultiTerminal  
Version 6in1 DUO

## MatCleaner MatCleaner



MatCleaner

## MatCleaner MatCleaner with stainless steel washbasin



MatCleaner  
with stainless steel washbasin

## Vacuum Cleaner Standard



Vacuum Cleaner  
MONO

Vacuum Cleaner  
DUO

## Vacuum Cleaner INOX



Vacuum Cleaner-INOX  
MONO

Vacuum Cleaner-INOX  
DUO



# EHRLE DETERGENT

FOR HIGH PRESSURE CLEANER

## For High Pressure Cleaner HD FoamCleaner



HD FoamCleaner  
Bottle á 2l

HD FoamCleaner  
Canister á 10l

HD FoamCleaner  
Canister á 25l

## For High Pressure Cleaner HD FoamProtection



HD FoamProtection  
Bottle á 2l

HD FoamProtection  
Canister á 10l

HD FoamProtection  
Canister á 25l

## For High Pressure Cleaner HD FoamDryer



HD FoamDryer  
Bottle á 2l

HD FoamDryer  
Canister á 10l

HD FoamDryer  
Canister á 25l

## For High Pressure Cleaner SoftFoam Kit with nozzle




SoftFoam Kit  
Nozzle Ø 1,00 or Ø 1,25



# EHRLE DETERGENT

FOR CARWASH SYSTEMS



## For Carwash systems

CW WheelCleaner



CW WheelCleaner  
Spray bottle á 0,5l

CW WheelCleaner  
Canister á 10

CW WheelCleaner  
Canister á 25l

CW WheelCleaner  
Canister á 60l

## For Carwash systems

CW WheelCleaner ICE



CW WheelCleaner ICE  
Canister á 10l

CW WheelCleaner ICE  
Canister á 25l

CW WheelCleaner ICE  
Canister á 60l

## For Carwash systems

CW SoftFoam INEX



CW SoftFoam INEX  
Bottle á 2l

CW SoftFoam INEX  
Canister á 10l

CW SoftFoam INEX  
Canister á 25l

CW SoftFoam INEX  
Canister á 60l

## For Carwash systems

CW SoftFoam PLUS



CW SoftFoam PLUS  
Bottle á 2l

CW SoftFoam PLUS  
Canister á 10l

CW SoftFoam PLUS  
Canister á 25l

CW SoftFoam PLUS  
Canister á 60l

## For Carwash systems

CW SoftFoam XP



CW SoftFoam XP  
Bottle á 2l

CW SoftFoam XP  
Canister á 10l

CW SoftFoam XP  
Canister á 25l

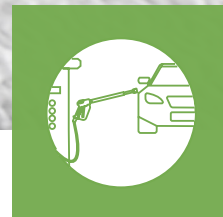
CW SoftFoam XP  
Canister á 60l

POWERED BY



# EHRLE DETERGENT

FOR CARWASH SYSTEMS



## For Carwash systems

CW ActivePower Pearl MicroPowder INEX



CW ActivePower MicroPowder INEX  
Bag á 20kg

## For Carwash systems

CW ActivePower Pearl MicroPowder PLUS



CW ActivePower MicroPowder PLUS  
Bag á 20kg

## For Carwash systems

CW ActivePower Pearl MicroPowder XP



CW ActivePower MicroPowder XP  
Bag á 20kg

## For Carwash systems

CW SuperFinish | Dryer



CW SuperFinish  
Bottle á 2l

CW SuperFinish  
Canister á 10l

## For Carwash systems

CW UltraProtection | Foam wax



CW UltraProtection  
Bottle á 2l

CW UltraProtection  
Canister á 10l



## FOR MAT CLEANER

## For Carwash systems

MC MatCleaner



MC MatCleaner  
Bottle á 2l

MC MatCleaner  
Canister á 10l



# EHRLE DETERGENT

FOR MULTITERMINAL

**For MultiTerminal**  
MT Tornado | Tornadonozzle



MT Tornado  
Canister á 10l

**For MultiTerminal**  
MT TireShine



MT TireShine  
Canister á 10l

**For MultiTerminal**  
MT PepperMint | Fragrance



MT PepperMint  
Canister á 10l

**For MultiTerminal**  
MT Papaya | Fragrance



MT Papaya  
Canister á 10l

**For MultiTerminal**  
MT Leather | Fragrance



MT Leather  
Canister á 10l

**For MultiTerminal**  
MT Aromatic | Fragrance



MT Aromatic  
Canister á 10l

# EHRLE ACCESSORIES

## WASHING AREA EQUIPMENT



### Accessories Microfibre cloth



Microfibre cloth  
30x40cm 700gsm

### Accessories Microfibre cloth



Microfibre cloth  
60x90cm 1100gsm

### Accessories Microfibre cloth



Microfibre cloth  
30x40cm 1100gsm

### Wash place equipment WheelCleaner Lance



WheelCleaner Lance

### Wash place equipment SoftFoam Lance



SoftFoam Lance

### Wash place equipment Foam brush „FIX“



Foam Brush „FIX“  
APPMP oder SoftFoam

### Wash place equipment Foam brush „FLEX“



Foam brush „FLEX“  
APPMP or SoftFoam

### Wash place equipment High-pressure lance APPMP



High-pressure lance APPMP

AUTHORISED DEALER:



 Industriestraße 3  
D-89165 Dietenheim

 [www.ehrle.com](http://www.ehrle.com)

 [info@ehrle.de](mailto:info@ehrle.de)

 +49 7303 1600-0

